

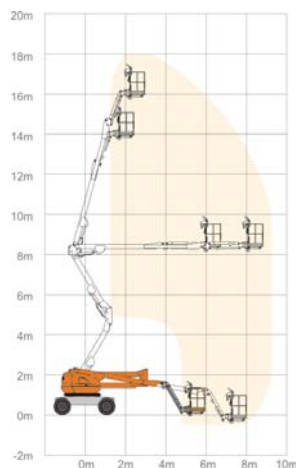
GTBZ-A

Self-Propelled Articulating Boom Lifts

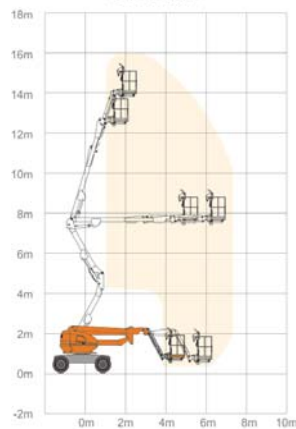


dL Dingli

	GTBZ18A	GTBZ16A
S.W.L	230kg	230kg
Max.Occupants	2	2
Max.Working Height	18.00m	16.00m
Max.Platform Height	16.00m	14.00m
Max.Horizontal Reach	8.85m	7.47m
Turntable Tailswing	0	0
Up And Over Clearance	8.45m	7.67m
A Overall Length(Stowed)	7.59m	6.94m
A Overall Length(Transport)	5.80m	5.15m
B Overall Width	2.30m	2.30m
C Overall Height	2.48m	2.48m
Platform Size(Length/Width)	1.80m×0.76m	1.80m×0.76m
E Ground Clearance	0.30m	0.30m
B Wheelbase	2.20m	2.20m
Turning Radius(Inside/Outside)	2.84m/4.29m	2.84m/4.29m
Turret Rotation	360°continuous	360°continuous
Platform Rotation	±90°	±90°
Jib Movement	+70°/-60°	+70°/-60°
Engine		
Kubota V2403	34.1kW/2400rpm	34.1kW/2400rpm
Fuel	Diesel	Diesel
Travel Speed(Stowed)	6.1km/h	6.1km/h
Travel Speed(Raised)	≤1.1km/h	≤1.1km/h
Gradeability	40%	40%
Max.Working Slope	5°	5°
Hydraulic Tank	184L	184L
Diesel Tank	90L	90L
Tyres	33×12-20	33×12-20
Weight	7835kg	7430kg



GTBZ18A



GTBZ16A

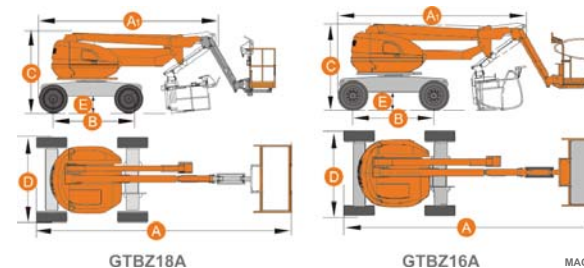


Standard Equipment

- Can Bus Technology
- Proportional Controls
- Safety Electric Pump
- Horn
- Hour Meter
- Tilt Sensor
- 2WD
- Self-leveling Platform
- Onboard Diagnostic System
- Hydraulic Platform Rotation
- Anti-restart Engine Protection
- The Glow Plugs For Cold Starting
- 360° Continuous Turntable Rotation
- Deadman
- Hydraulic Oil Cooler
- Solid Tyres

Options

- Hydraulic Generator
- Hydraulic Compressor
- Hydraulic Water Pump
- AC Power To Platform
- Hydraulic Welder
- Platform Work Lights
- Oscillating Axle
- Overload Sensor With Alarm
- Non-marking Tyres
- 4WD



GTBZ18A

GTBZ16A



Swing Out Engine Tray



Oscillating Axle



Waterproof Platform Control



Platform Work Lights